

RSXA CLIP

Batyline® ISO



Essentiel



LFM2035 Seigle II 9868

NEW



LFM2035 Océan II 9870

NEW



LFM2035 Black 8551

NEW



LFM2035 Graphite 8717


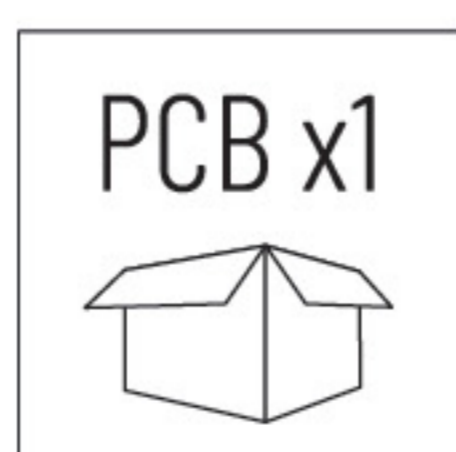


MULTI
POSITION

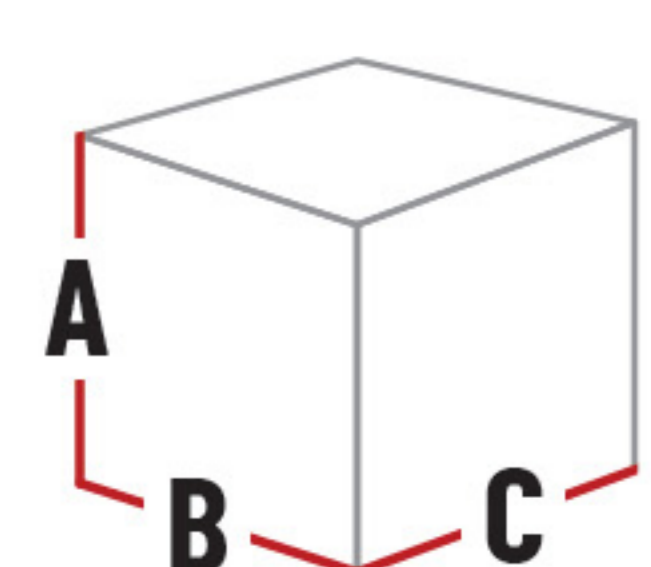
ACIER
STEEL



7.20 kg



Frame in $\varnothing 20$ mm steel tubing. Dual-material resin/foam armrests, position adjustment with stabilisers. Removable canvas with elastomere clip fastening (Lafuma patent). Ergonomic, adjustable and removable headrest. Protective footrest ring and foot pads.



OPEN

A : 84 > 115 cm B : 88 > 164 cm C : 68 cm

Seat high: 39 cm

CLOSED

A : 96 cm B : 15 cm C : 68 cm